



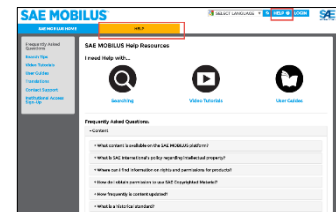
### 1. Logging in:

To Login to MOBILUS, go to <https://saemobilus.sae.org> and select the “Login” option from the top right of the header.

- “Subscription” Login: - login that requires a username and password
- “Institutional” Login – used for single sign-on (via Shibboleth or OpenAthens)

### 2. Help / Contact Support

Detailed SAE MOBILUS help is available by selecting the “Help” tab or “Help” from the header.



### 3. Translations

User Interface Translations are available for Chinese Simplified, Chinese Traditional, Japanese, Korean, Portuguese, Spanish, German and French. Using the available drop down in the header, simply select your preferred language.



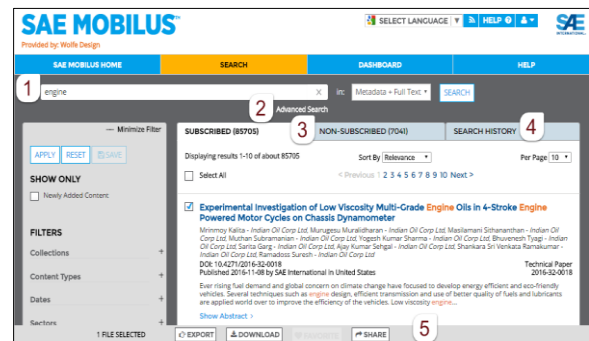
### 4. Subscription Access:

To determine the content available in your subscription:

1. Login to SAE MOBILUS following an option from Step 1 above.
2. Upon successful login, select the “SEARCH” tab
3. From the “Search” page, select the “Collections” filter on the left
4. All elements listed under “Collections” is content that is available as part of your subscription

### 5. Search

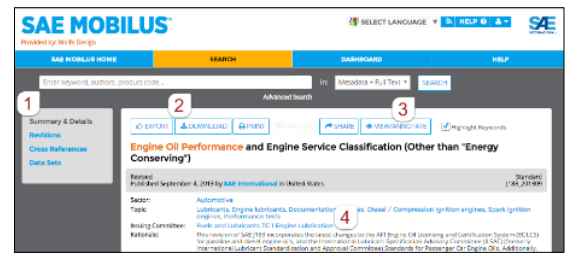
1. **Search Field**
2. **Advanced Search**
3. **Subscribed/ Non-Subscribed:** “Subscribed” represents the content that is available as part of your subscription(s). “Non-Subscribed” displays content that is not included in your subscription(s) but available for purchase.
4. **Search History**
5. **Search Results Task Bar:** The “Search Result Task Bar” is activated when selecting a document by using the available check boxes or by using select all.



## 6. Summary and Details

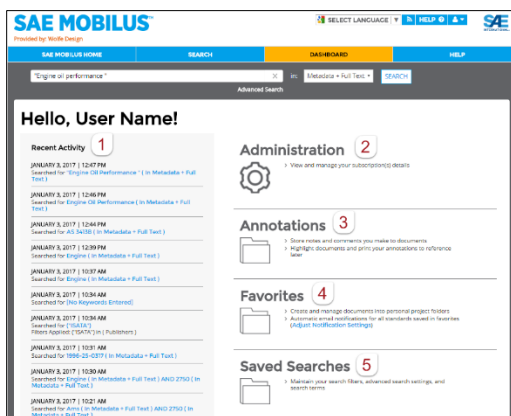
The elements available on the content Summary and Details page are dependent on the type of document being viewed. There are five (5) types of documents: Technical Papers, Standards, Professional Development, Videos and Other (books).

1. **Left Feature Elements:** Each Summary and Details page contain enhanced feature elements that can be found on the left-hand side of the page.
2. **Document Action Items**
3. **View/Annotate/Preview:** Depending on the document selected, “View/Annotate or Preview” will be available.
4. **Metadata Linking:** The Metadata in the document details are hyperlinked and will generate search results to display related to the metadata.



## 7. Dashboard

The Dashboard is your place to customize SAE MOBILUS for your specific needs: create folders, organize documents, and save searches. The Dashboard requires a personal login so that the customization made is accessible and applied to you individually. Login to the Dashboard using an existing mySAE credential or register from the Dashboard login screen.



1. **Recent Activity:** The recent activity displays a list of keyword searches that the user recently conducted on the SAE MOBILUS platform. A hyperlink of the keyword search used is available to instantly launch the search results.
2. **Annotations:** Many Technical Papers have the option to “View/Annotate” from the summary and detail page (see Section 5). Any annotation made will be automatically saved to the “Annotations” folder.
3. **Favorites:** You can tag documents as “Favorites” in SAE MOBILUS. Once the document is classified as a Favorite, you are able to save the document to personally created and named folders found within the “Favorites” folders. Notifications are also available for standards that are a “Favorite”.
4. **Saved Searches:** If there are searches that you routinely conduct, you can now save them to the “Saved Searches” section of the Dashboard.

## 8. Content Enhancements

1. **Annotations:** Documents that have been converted to XML allow annotations. From the Summary and Details page, select View/Annotate. Additional information is available in the selected XML document header by selecting Annotations Help
2. **Redlining:** Many AMS standards have redlining capability that offers a visual markup of the standard against the historical being compared. Redlining is available at an additional cost
3. **2D/3D Parts Configurator:** 2D/3D AS digital parts are available for those AS standards that have been updated with a 2D/3D configurator. The SAE AS standards configurator, provided by CADENAS PARTsolutions, generates a 2D and 3D preview of the specific standard desired, including the ability to interactively configure the standard part parameters such as diameter, length, etc., resulting in a fully defined SAE AS part number. The 2D/3D parts configurator is available at an additional cost.

## 9. Technical Support

If you are experiencing problems with SAE MOBILUS, please contact support by selecting the HELP tab, HELP from the menu bar or email [customersales@sae.org](mailto:customersales@sae.org)