

SAE Mobilus®

Counter Reporting Quick Start Guide



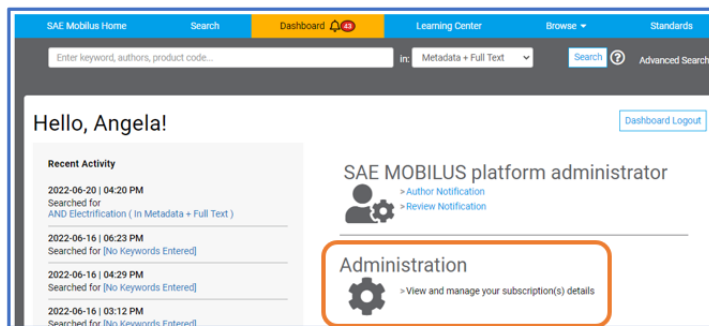
Log-In to your Dashboard

How Do I Get Access?

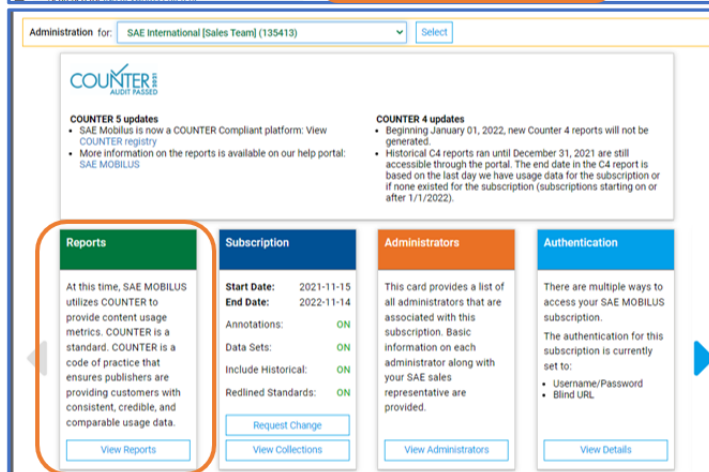
COUNTER reports (4 & 5) can be found under the Administration Section, once logged into your [SAE Mobilus Dashboard](#).

- **Note:** You MUST be listed as the SAE Mobilus Administrator for the subscription to have access to this reporting.

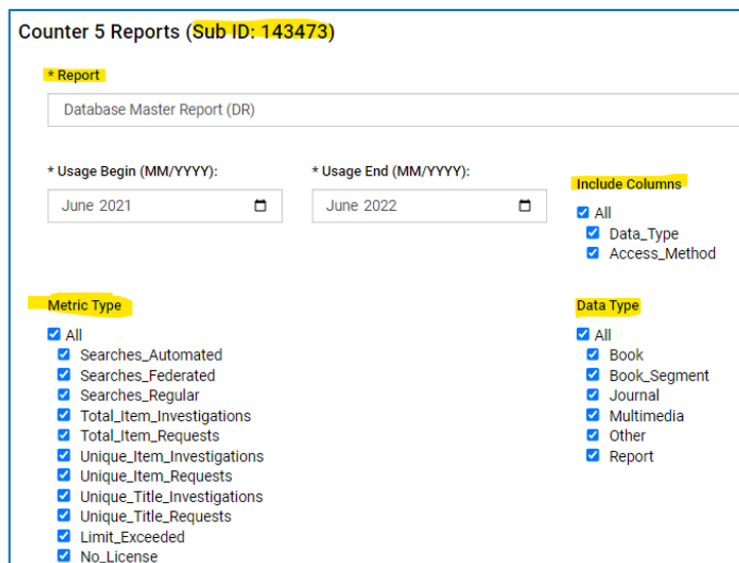
Step 1.
Click "Administration" once logged into your Dashboard



Step 2.
Click "View Reports" to pull various COUNTER 4 & 5 reports.



Step 3.
Select a Report in the dropdown box and select the output preferences.



[COUNTER Registry](#)



[SUSHI Details](#)



[Mobilus Resources](#)
[Librarian Guides](#)
[Report Definitions](#)



[Foundation Classes](#)



[Contact Support](#)
1-888-875-3976